






















































































































































SoftChalk Features Comparison – = New Features Launched

Feature	Description	SoftChalk 5	SoftChalk 6	SoftChalk 7	 SoftChalk Create (Desktop V8)	 SoftChalk Cloud	 Private Cloud
Media Search Tool	Search media repositories to easily insert images, video, websites, web widgets and more		 (+6)		 (+1)	 (+1)	
Library Feature	Create a personal library of learning objects for reuse in multiple content items					 (My Content)	 (My Content)
Quiz Group	Create a set of Quiz questions delivered to student as a group. Student must answer all questions before receiving feedback.						
Widgets	New “Insert Widget” features lets you embed web widgets (polls, ratings, YouTube) into your lesson.						
eCourseBuilder	Create an “eCourse” by combining a group of lessons into a single content item. Publish the eCourse to a Learning Management System or a CD.						
Blackboard Publish Lesson	Directly publish your lesson into a Blackboard course (no need to package and manually import)					NA	NA
Essay Questions	New essay quiz question type						
Photo Album Activity	New activity template allows you to create an interactive photo album that displays multiple images and text descriptions.						
Five new interactive activities	New activity templates to create Circle Charts, Pyramid Charts, DidYouKnow, Jigsaw, and Tabbed Info. Additional activity enhancements for most previous activities		 (+5)				
New more reliable score tracking for Blackboard Learn and Moodle	For Blackboard and Moodle users, SoftChalk offers a new ScoreCenter feature that allows detailed reporting in the LMS gradebook. More reliable score tracking, more detailed score results and new student “resume” feature.						
SoftChalk Learning Object Repository	Hosted web service for SoftChalk users to share, find and manage reusable learning objects (such as activities, quizgroups and media files) and lessons. Publish your lessons for community access or restrict access as desired.		 (Connect)	 (Cloud)			
























SoftChalk Features Comparison – = New Features Launched

Feature	Description	SoftChalk 5	SoftChalk 6	SoftChalk 7	 SoftChalk Create (Desktop V8)	 SoftChalk Cloud	 Private Cloud
Reusable Learning Objects	Convert SoftChalk Quiz Groups and Activities Groups into Reusable Learning Objects (RLOs) to share with others in lessons, blogs, web pages, emails and more.						
Publish to Sakai and MERLOT	Quickly publish your lessons directly into Sakai LMS, and the MERLOT learning object repository.						
Export and Import SoftChalk Library	Select an individual item or folder for exporting. You can export the whole library as well. Import an item, folder or the whole library.					NA	NA
Quiz Pools – Export Questions in Blackboard and Respondus™ Formats	Import and Export SoftChalk quiz questions into Blackboard and Respondus formats.						
Executable Lesson and eCourse Packaging	Publish your lesson or eCourse as an EXE file.						
IMS Common Cartridge Packaging for Lessons	Package lessons for LMS in the Common Cartridge format.						
New Mobile Friendly Content Authoring	Automatically create a mobile-friendly version of your SoftChalk lesson for display on iPads, Android tablets, and smart phones.						
Mobile Friendly Activities	Six new activity templates for creating Mobile-ready interactive activities.			 (6)			
Auto-Detection for Mobile Devices (e.g. iPad, iPhones and Android Phones)	Lessons can automatically detect which device (e.g. computer or specific mobile device) the student is using. The lesson pages will be automatically formatted for the correct device. Students do NOT need to any apps to view mobile content.						
Iframe	Embed PDF files or live websites within your SoftChalk lesson. Then you can scroll around the PDF file and click within the live website.						
IMS Common Cartridge Packaging for eCourses	Package eCourses for LMS in the Common Cartridge format (versions 1.0, 1.1 or 1.2).						
Executable Lessons (Windows and Macintosh) – ScoreCenter	New option allows you to track student score results outside of an LMS from “executable” SoftChalk lessons						






SoftChalk Features Comparison – = New Features Launched

Feature	Description	SoftChalk 5	SoftChalk 6	SoftChalk 7	 SoftChalk Create (Desktop V8)	 SoftChalk Cloud	 Private Cloud
Download and Modify Lessons from SoftChalk Cloud	Ability to download and modify entire lessons created or discovered on SoftChalk Cloud and the OER repository.						
Read Text of Lesson to Student (audio)	New “ReadSpeaker” feature can be enabled in a SoftChalk lesson to “read” the text of a lesson to the student.						
Curriculum Standards and MetaData	Add Curriculum Standards and other metadata to a lesson. Curriculum Standards info appears as a link in the sidebar of the lesson.						
All Activities are Now Mobile-Friendly	All of SoftChalk’s legacy “Flash” activities are now available in mobile-friendly HTML/JavaScript versions that work great with iPads, Androids and smart phones						
Accessibility Features	New keyboard accessibility features added to most of SoftChalk’s interactive activities. New MathML functionality ensures screenreaders can “read” equations. New text descriptions for audio, video, iframe and widget content.						
Personal Banner Images in Styles	Add your own banner image to customize a personal style with StyleBuilder						
Page Names	Replace the Page numbers with Page Names in the navigation areas (nav bar and drop down navigation) of a lesson.						
Exclude Bottom Navigation	Option to NOT show the bottom navigation links (Return to Top, Previous and Next links) for a styled lesson.						
How To Tutorials	“Just in time” tutorials available within the authoring environment to show you how to use features like the SoftChalk library, media search, activity builders, StyleBuilder.						
Create, Edit, Manage Anywhere, Anytime	Content is created, hosted and managed in the Cloud for easy access and updating anytime from anywhere.						

SoftChalk Features Comparison – = New Features Launched

Feature	Description	SoftChalk 5	SoftChalk 6	SoftChalk 7	 SoftChalk Create (Desktop V8)	 SoftChalk Cloud	 Private Cloud
Easy integration with almost every learning management system	Simplified integration with your learning management system. No need to package and upload content into your LMS. Paste a link and you're done.						
Track Student Score Results	Reliable student score result tracking and access to view detailed student response data. Students access your content via their LMS, and scores go directly into the LMS gradebook.						
Create and modify lessons once; simultaneously update multiple courses in multiple learning management systems	Create once, use lessons in multiple courses, in multiple learning management systems. Need to modify? Update all courses simultaneously.						
Reusable Content Objects	Lessons, activities, quizzes, media files and widgets can be saved as objects and reused to create new content items						
Content Repository	Share with the community by contributing to and discovering content in the public learning object repository						
Data Protection and Automatic Backups	All work protected against accidental loss of data, with online storage and automatic backups						
Collaborate with Colleagues	Collaborate in real time with colleagues via shared folders						
Content Version Control	Previous versions of your content are automatically saved for easy restoration if needed						
Private, Centralized Institutional Repository	Create a private, centralized institutional repository for shared institutional learning content/media						
Secure, Scalable SaaS Platform	Secure, scalable SaaS platform. No setup, IT configurations, desktop installs or software license management						
Institutional Control	Institution maintains administrative control of platform and content assets.						
Institutional Branding and Customization	Features for institutional branding and customizing of the platform						

SoftChalk Features Comparison – = New Features Launched

Feature	Description	SoftChalk 5	SoftChalk 6	SoftChalk 7	 SoftChalk Create (Desktop V8)	 SoftChalk Cloud	 Private Cloud
Single Sign On	Ability to integrate with an institution's single sign on system.						
Ability to Manage Resources	Institution manages “permission groups” with varied access rights and space allocations that can be managed by institutional administrators.						
Administrative Control	Institutional managers have administrative rights to manage password resets, access the site as a specific user to troubleshoot user issues, and monitor feedback received through the site.						